

## SPECIAL REVENUE FUNDS



Red Poppy Festival 2016

### NEW POSITIONS FY2017

#### EMS Fund

Medical Health & Fitness Coordinator ..	0.5
Paramedic/Firefighter .....	3

**TOTAL NEW POSITIONS FY2017..... 3.5**

### SPECIAL REVENUE FUNDS

Special Revenue Funds Overview .....	131
Convention & Visitors Bureau.....	136
Fire Paramedics.....	138
Tax Increment Reinvestment Zones .....	140
GEDCO Budget .....	144
GTEC Budget .....	146

## SPECIAL REVENUE FUNDS OVERVIEW

A Special Revenue Fund (SRF) is used to account for proceeds of specific revenue sources that are also legally restricted to expenditure for specified purposes. The City of Georgetown utilizes multiple SRF's to provide an extra level of transparency and accountability to the taxpayers.

Special Revenue Funds	Beginning Fund Balance	FY2017 Revenues	FY2017 Expenditures	Ending Fund Balance
201 - CVB & Poppy Fest	578,306	1,394,500	1,071,602	901,204
203 - Street Maintenance Tax	1,657,581	2,947,500	3,325,000	1,280,081
212 - Permitting	59,052	90,060	85,000	64,112
215 - CDBG	-	135,500	135,500	-
225 - Tree Fund	268,178	100,300	250,000	118,478
226 - Main Street	117,879	168,200	253,000	33,079
227 - Library Restricted	102,318	90,200	170,000	22,518
228 - Parks Restricted	162,539	220,200	382,739	-
229 - Parkland Dedication	203,728	69,500	180,000	93,228
231 - Cemetery	399,673	144,000	211,000	332,673
232 - Court Fees	35,868	36,066	1,800	70,134
233 - Juvenile	(17,090)	81,275	64,185	-
234 - Village PID	748,780	335,565	483,997	600,348
235 - Wolf Ranch PID	439	500,000	500,439	-
242 - Fire Billing	58,262	113,100	141,735	29,627
244 - Paramedic	(853,003)	2,205,096	2,078,433	(726,340)
251 - Conservation	390,534	292,000	304,647	377,887
260 - Council Discretionary	185,045	750,000	-	935,045
263 - PEG Fee	175,589	140,000	315,589	-
271 - Police Seizures	84,594	-	83,194	1,400
272 - Police Grant	-	-	-	-
273 - Abandoned Vehicles	37,054	-	37,054	-
277 - Animal Services	169,738	15,000	15,000	169,738
293 - Downtown TIRZ	4,570	216,100	200,000	20,670
294 - Rivery TIRZ	83,250	476,215	341,274	218,191
295 - Gateway TIRZ	127,639	36,858	24,500	139,997
296 - South Georgetown TIRZ	71,688	130,649	51,267	151,070
400 - GTEC	5,262,150	11,233,557	14,564,399	1,931,308
420 - GEDCO	5,015,684	1,587,471	6,235,967	367,188

### 201 - CVB/TOURISM FUND

The Tourism Fund collects a 7% Hotel Occupancy Tax for hotel stays within the City. Eligible expenses are defined by state law and include operating a visitor center, promotion of local cultural sites, and historic preservation.

### 203 - STREETS ¼ CENT SALES TAX

This fund is used to account for the receipt and expenditure of revenues collected from the ¼ cent sales tax approved by the citizens in November 2001 under Texas House Bill 445. The funds are required to be spent on the maintenance of streets that were in existence at the time of adoption of the tax. This tax was reauthorized by voters in November of 2006, 2010, and 2014. Projects for FY2017 are included in the Capital Improvement Project section of this document. The Arterial Reserve is \$675,000 in 2017.



## **212 - PERMITTING FUND**

This funding source is for MyPermitNow (MPN) which is a comprehensive electronic permit, inspection, and tracking system for all types of construction projects. This system allows for efficient and improved customer service for both the internal and external customers by providing real time online permit information to customers. This program is funded by the technology fees which are charged to the users.

## **215 - COMMUNITY DEVELOPMENT BLOCK GRANT FUND**

The CDBG Fund is financed through the US Department of Housing and Urban Affairs Division. CDBG funds are administered through Williamson County and fund infrastructure improvements, such as sidewalks and wastewater lines in eligible geographic areas.

## **225 - TREE FUND**

The Tree Fund is financed by fees assessed when development projects remove trees. These funds are used to plant, prune, irrigate, maintain, and fund other associated tree activities in City parks, or other City-owned property.

## **226 - MAIN STREET FAÇADE FUND**

The Main Street Façade accounts for grants distributed by the Main Street Board for the improvement of commercial façades in the Downtown Overlay District. Revenue sources include General Fund contributions and fund raising efforts by the Main Street Board. Georgetown Utility Systems continues to sponsor 100% renewable energy for the Holiday Lights program.



## **227 - LIBRARY FUND**

The Library Fund is used to account for the receipt and expenditure of restricted donations such as memorials and gifts for a designated library purchase or program.

## **228 - PARKS RESTRICTED FUND**

This fund is used to account for transfers in, donations, and grants. Funds are used for equipment replacement for parks.



## **229 - PARKLAND DEDICATION**

The Parkland Dedication SRF was established through the Parkland Dedication Ordinance. When new residential developments are built, the developer is required to dedicate land or pay a fee in lieu of dedication. When a fee is paid, the money is set aside to be used in a restricted zone near the development. The funds must be used for parks and recreation improvements such as new playgrounds, new parks, new trails, or to buy parkland.



### **231 - CEMETERY FUND**

The Cemetery Fund pays for the ongoing maintenance of the City's cemeteries. Revenues are generated from plot sales and maintenance fees. The City Council has also committed to transferring money in from the General Fund to plan for long-term maintenance. In FY2017, the Perpetual Reserve is \$325,000.

### **232 - COURT FUNDS**

The Court Security Fund is used to account for the receipt and expenditure of court costs related to security personnel. The Court Technology Fund is used to finance the purchase or maintenance of technological enhancements for the Municipal Court. Child Safety funds are used to fund school crossing guard programs or other safety activities. All funds are governed by State statute.

### **233 - JUVENILE FUND**

The Juvenile Case Manager Fund is used for the receipt and expenditure of a court fee that is collected for a juvenile case manager. The fund is to finance the salary, benefits, training, travel expenses, office supplies, and other necessary expenses of the juvenile case manager, as outlined by statute.

### **235 - WOLF RANCH PID**

The City entered into a PID Assessment Agreement with Simon in order to provide repayment of debt service incurred by the issuance of \$10.5 million in sales tax revenue bonds to complete the IH 35 frontage in front of the development.

### **242 - FIRE BILLING FUND**

Sources of this fund include billing revenue from inspections and billing insurance carriers for fire protection services. These funds are used to purchase fire equipment, special needs, and public education.



### **244 - EMS PARAMEDIC FUND**

The EMS Paramedic Fund is used to track costs and related revenues associated with the City's operation of the EMS program started October 2015. Projections indicate this service will more fully recover costs as collection practices are refined.

### **251 - CONSERVATION FUND**

The Conservation SRF is a fund dedicated to energy efficiency programs and projects, and is supported solely by the \$1.00 Conservation Fee charged monthly to all City of Georgetown electric customers on their utility bills. This fee is used to maintain compliance with House Bill 3693, which calls for enhancement of existing energy efficiency programs and strengthening of statutory requirements, as well as, to promote more electric demand management by customers. Specific programs supported by the Conservation SRF include Home Energy Audits, Weatherization Programs, and the LED Light Bulb Exchange Program.

## **260 - CITY COUNCIL DISCRETIONARY FUND**

This SRF was created in July of 2015 and includes projected year end General Fund balance not allocated in the budget. These funds will be expended at the direction of the City Council for specific purposes.

## **263 - PEG FEE FUND**

The Public, Education, and Government (PEG) Fund is used to account for the receipt and expenditure of PEG fees collected through cable providers that are legally restricted for capital expenditures related to the City's cable access channel.



## **271 - POLICE SEIZURES FUND**

This fund is used to account for properties and revenues seized by the Georgetown Police Department. Federal and Texas State Law requires the funds only be used for a defined set of law enforcement purposes. Permitted uses of funds include law enforcement training, crime prevention awareness programs, asset accounting and tracking, and witness-related costs. Purchases of police equipment and facilities equipment are also permitted under state law.



## **272 - POLICE GRANTS FUND**

This fund is used to account for any related Police grants that may be authorized and expended during the fiscal year. Currently, the STEP grant is passed through at zero balance.

## **273 - ABANDONED VEHICLE FUND**

This fund is used to track costs and related revenues for vehicles that have been impounded and are later auctioned.

## **277 - ANIMAL SERVICES**

This fund is for donations received from various sources. These funds are utilized for items and projects that are related to the capital and service needs of the animal shelter.

## **293 - DOWNTOWN TIRZ**

This TIRZ was created by Ordinance No. 2004-77 and covers approximately 66(+/-) acres, located entirely in Williamson County and within the corporate limits of the City. This fund is used to account for the development and redevelopment of downtown Georgetown into a mixed use, pedestrian-orientated environment, consistent with the goals of the City's Downtown Master Plan.

### 294 - RIVERY TIRZ

This TIRZ was created by Ordinance No. 2011-91, and the duration is through December 31, 2041. This fund is to help provide a financing vehicle necessary to facilitate a program of public improvements to allow and encourage the development of a hotel and conference center, enhance the overall park experience, the establishment of single and multifamily residential development, and commercial/retail space.



### 295 - GATEWAY TIRZ

This TIRZ was created by Ordinance No. 2006- 204, and the duration is through December 31, 2031. This fund is to help finance a program of public improvements to allow and encourage the development and redevelopment of the Williams Drive Gateway area into a mixed use, pedestrian orientated environment, consistent with the goals of the City's Williams Drive Gateway Redevelopment Plan.

### 296 - SOUTH GEORGETOWN TIRZ

This TIRZ was created by Ordinance No. 2014- 31 and the duration is through December 31, 2044. The fund will be used to account for public infrastructure necessary to encourage high quality commercial/retail development at the intersection of IH35 and Westinghouse Road, which is seen as the next major node as growth continues to move north from Round Rock.

## CONVENTION & VISITORS BUREAU

### DEPARTMENT DESCRIPTION

The Georgetown Convention and Visitors Bureau (CVB) attracts leisure and business travelers to the Georgetown area to experience and enjoy our history, culture, and attractions. This Department also strives to further strengthen our City's image as a Texas tourist destination. The CVB promotes economic diversity and the region's quality of life. The Department manages advertising, promotion, and solicitation efforts to market the City of Georgetown as a place for meetings, group tours, tourists, and day-trip shoppers. The Department provides a positive economic impact on the community by bringing sales tax and hotel occupancy tax (HOT) dollars into the city which increases the total revenue of local businesses and improves the overall economic climate of Georgetown.



### Notable Budget Item(s)

Conference Recruitment  
\$50,000

Economic Impact Study for  
the Arts  
\$25,000

TOURISM FUND

CONVENTION & VISITORS  
BUREAU

4.5 FTEs

### MAJOR DEPARTMENT ACCOMPLISHMENTS FOR FY2016

- ✓ Assisted visitors and potential visitors to the area by offering comprehensive visitor information and promotional services
- ✓ Converted Visitors Center staffing from volunteers to paid staff
- ✓ Developed and implemented strategic Sales Marketing Plan to build awareness of and promote Georgetown as a meeting and conference destination
- ✓ Partnered with hoteliers to host Familiarization (FAM) trips for meeting planners to showcase new lodging and meeting facilities
- ✓ Worked with a Public Relations Professional to promote Georgetown in unique, creative, and authentic ways
- ✓ Collaborated with Environmental Services to implement a zero-waste program for the Red Poppy Festival
- ✓ Coordinated the 17th Annual Red Poppy Festival, Music on the Square Summer Concert Series, Lighting of the Square, and Christmas Stroll Parade
- ✓ Administered Best of Georgetown Awards Contest
- ✓ Continued to assist the Parks & Recreation Department in promoting Georgetown as a venue for sports activities and tournaments and distributing Georgetown promotional items and tourist information at these events

### MAJOR DEPARTMENT GOALS & STRATEGIES FOR FY2017

- Redesign VisitGeorgetown.com and RedPoppyFestival.com websites to maintain a unified message promoting Georgetown as a signature destination
- Develop a promotional tourism video to increase the visibility of Georgetown as a tourist and meeting/conference destination
- Continue to work towards an increased Red Poppy Festival zero-waste program goal of 90% or greater waste diversion by 2021
- Expand Visitors Center Gift Shop to include additional Georgetown and Texas Souvenirs and implement new Point of Sale System
- Conceptualize and implement a Hospitality Training Program to ensure any visit to the City, whether for business or pleasure, is a successful and memorable one
- Participate in travel/group business tradeshows to promote Georgetown as a meeting and conference destination
- Host Familiarization (FAM) trips for meeting planners to showcase lodging and meeting facilities



## DEPARTMENTAL BUDGET

	FY2015 Actual	FY2016 Budget	Fy2016 Projected	FY2017 Base Budget	FY2017 Changes	FY2017 Budget
<b>0208 - CVB</b>						
Personnel	250,363	336,778	336,778	359,570	-	359,570
O&M	636,400	599,347	607,441	501,532	210,500	712,032
Capital	12,500	100,000	25,000	-	-	-
<b>Total Departmental Budget</b>	<b>899,263</b>	<b>1,036,125</b>	<b>969,219</b>	<b>861,102</b>	<b>210,500</b>	<b>1,071,602</b>

## DEPARTMENTAL PERFORMANCE MEASURES

A low *vacancy factor* is an indicator of the effectiveness of our efforts to market Georgetown as a signature destination, and ensure we are netting ample hotel occupancy tax revenues. With the opening of the Sheraton in July 2016, Georgetown hotel inventory increased significantly while maintaining a low vacancy rate. Increasing hotel room inventories and decreasing vacancy factors demonstrates a healthy tourism market.

## AWARDS/ACCREDITATIONS

*Texas Association of Convention & Visitors Bureau Award for Best Mobile Site/App* - Explore Georgetown, Texas mobile app.

*Texas Downtown Association Award for Best Marketing Campaign* - The Most Beautiful Town Square in Texas.



## FIRE PARAMEDICS SPECIAL REVENUE FUND

### DEPARTMENT DESCRIPTION

The EMS Department is focused on providing pre-hospital services that include treatment, transport, and mobile integrated health services. The goal of this program is to improve patient outcomes after acute medical emergencies and reduce preventable diseases through education and outreach. The EMS program began service on Oct 1, 2015.

PARAMEDIC FUND

EMS

18.5 FTEs

### MAJOR DEPARTMENT ACCOMPLISHMENTS FOR FY2016

- ✓ Received Department of State Health Services (DSHS) licensed EMS instructor certifications – 4 members
- ✓ Hired 8 EMS Academy and ALS credentialed Firefighters/Paramedics
- ✓ Implemented Georgetown Fire Department EMS QA review committee
- ✓ Provided dedicated EMS stand by services for GISD/UIL sanctioned events
- ✓ Obtained approval to function as a Candidate Physical Ability Test (CPAT) site
- ✓ Hosted regional EMS training
- ✓ Received certification as Department of State Health Services (DSHS) Continuing Education program



### MAJOR DEPARTMENT GOALS & STRATEGIES FOR FY2017

- Begin hybrid EMT-Paramedic course at Central Texas College
- Train new Fire Recruits through EMS academy
- Continue to host regional EMS training & certify American Heart Association (AHA) CPR/First Aid instructors
- Implement clinical affiliation with Central Texas College for military re-entry class and with TEEX EMT-Paramedic course
- Certify additional Department of State Health Services (DSHS) licensed EMS instructors

### Notable Budget Item(s)

EMS Compliance Officer

3 Paramedics/Firefighters

## DEPARTMENTAL BUDGET

	FY2015 Actual	FY2016 Budget	FY2016 Projected	FY2017 Base Budget	FY2017 Changes	FY2017 Budget
<b>0448 - Paramedic</b>						
Personnel	389,929	1,138,136	1,242,148	1,268,264	317,590	1,585,854
O&M	739,924	810,044	676,032	468,401	24,178	492,579
Capital	24,970	-	-			-
<b>Total Departmental Budget</b>	<b>1,154,823</b>	<b>1,948,180</b>	<b>1,918,180</b>	<b>1,736,665</b>	<b>341,768</b>	<b>2,078,433</b>

## DEPARTMENTAL PERFORMANCE MEASURES

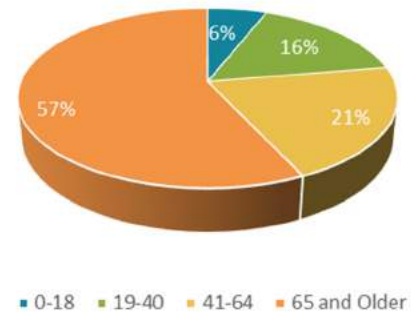
Every month the department monitors *total calls for service*, *number of transports*, and the *key demographics* of the population served. Key measurements for demographics include age, type of insurance, and level of service.

In emergency medical transports there are two predominant types of service; an advanced life support (ALS) and basic life support (BLS). The Department measures types of service as a tool to forecast revenue projections, ensure effective service levels, and as a guideline for recognizing workload and future growth.

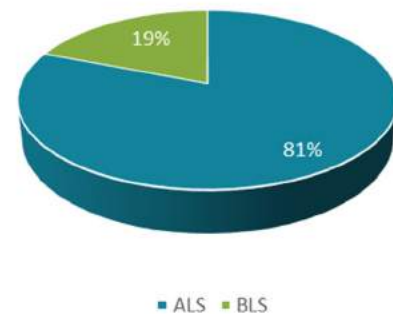
As a new program to the City, a holistic approach is used to measure the performance outcomes and financial metrics of the Paramedic Program. It is the goal of this program to provide exceptional care and service while maintaining a cost effective business model.

**Overall Value of City Services:** In the spring of 2016 the City of Georgetown partnered with the Center for Research, Public Policy and Training (CRPPT) at Texas State University to conduct a citizen survey focusing on resident's satisfaction of public services. When asked to rate the overall value of EMS services, the majority of respondents, 97.2%, indicated EMS services to be good or excellent.

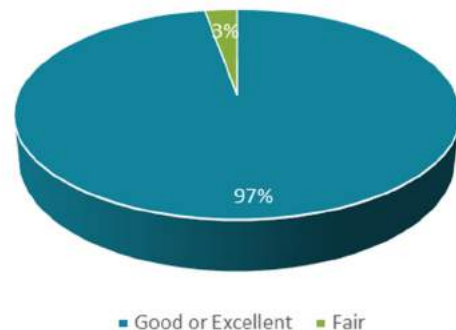
% of Calls by Age



Level of Service



Quality of Service - EMS



## TAX INCREMENT REINVESTMENT ZONES (TIRZ)

### DOWNTOWN TAX INCREMENT REINVESTMENT ZONE

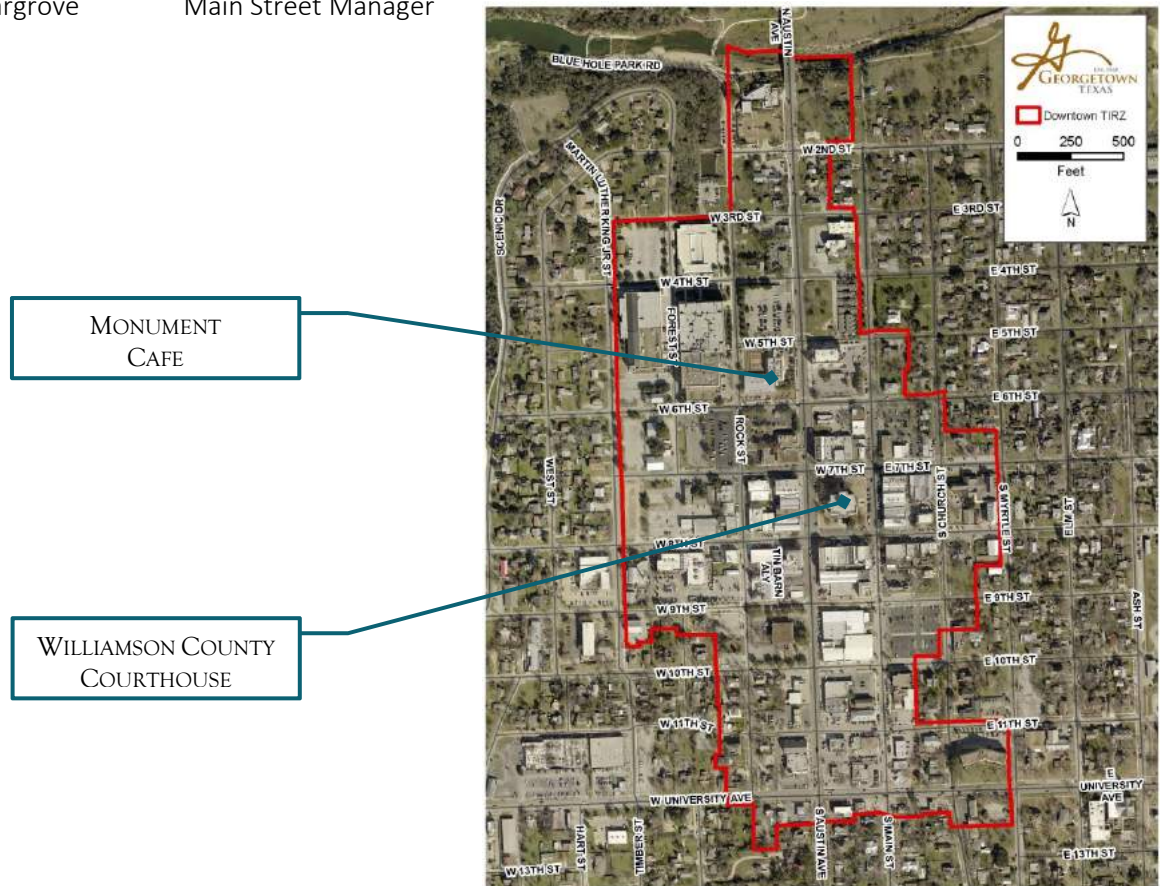
The Downtown Georgetown Tax Increment Reinvestment Zone (TIRZ) was created by Ordinance No. 2004-77. The TIRZ covers approximately 66 acres, located entirely in Williamson County and within the corporate limits of the City, and is generally located around the courthouse square, south of the South San Gabriel River and north of University Blvd.

The Zone facilitates a program of public improvements to allow and encourage the development and redevelopment of downtown Georgetown into a mixed use, pedestrian-oriented environment, consistent with the goals of the City's Downtown Master Plan.

Public improvements eligible for the Zone include, but are not limited to, the construction of: sidewalks, cross walks and pedestrian crossing systems, storm sewers and drainage ponds, sanitary sewers, landscaping, streetscape, fountains, works of art, street furniture, plazas, squares, pedestrian malls, trails and other public spaces, parking lots and roadways, utility line relocation and installation, water system improvements, parks, and outdoor performance spaces, bicycle routes and facilities, public transportation projects, signage, and other related necessary or convenient public improvements.

#### BOARD MEMBERS

Rachael Jonrowe	Councilmember District 6
Rusty Winkstern	Downtown Business Owner
Len Lester	Downtown Business Owner
David Kellerman	Chair of Main Street Advisory Board
Shelly Hargrove	Main Street Manager





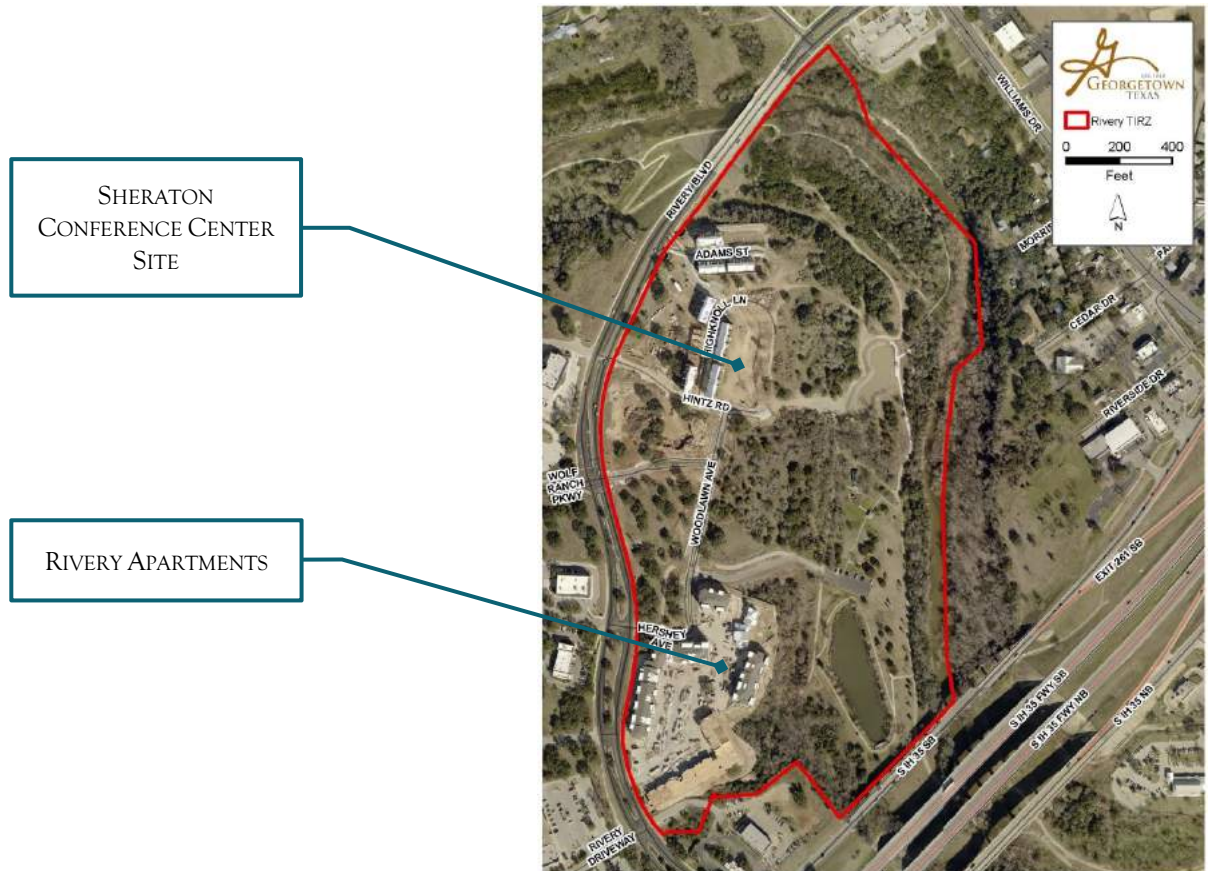
## RIVERY PARK TAX INCREMENT REINVESTMENT ZONE

The Rivery Park Tax Increment Reinvestment Zone (TIRZ) was created by Ordinance #2001-91, and the duration is through December 31, 2041.

The purpose of the TIRZ is to provide a financing vehicle necessary to facilitate a program of public improvements to allow and encourage the development of a 222-room hotel having a AAA 3 Diamond Rating or a 2 Star Forbes Rating, a 16,000 square foot conference center, and a 336 - space public parking garage. Another purpose of the TIRZ is to make necessary improvements to increase accessibility to Rivery Park and construct amenities to enhance the park experience for visitors. Other development within the TIRZ is anticipated to include single and multifamily residential development along with commercial/retail space, as allowed by the PUD Ordinance. The tax increment generated within the TIRZ would be used to finance costs associated with the construction, maintenance, and repair of the Public Parking Garage, improvements in Rivery Park, public utilities within the TIRZ, public roadways (and related improvements) within and outside of the TIRZ boundaries, and other costs that meet the definition of "project costs".

### BOARD MEMBERS

Keith Brainard	Councilmember District 2, Chair
Dale Ross	Mayor
David Morgan	City Manager
Leigh Wallace	Finance Director
Jeff Novak	Business Owner/Brae Development Partners
Ronald Swain	Southwestern University
Valerie Covey	County Commissioner Precinct 3
Marsha Farney	Representative for Texas House District 20
Charles Schwertner	Senator for Texas Senate District 5





## SOUTH GEORGETOWN TAX INCREMENT REINVESTMENT ZONE

The South Georgetown Tax Increment Reinvestment Zone (TIRZ) was created by Ordinance #2014-31 and the duration is through December 31, 2044.

The Zone was created to fund public infrastructure necessary to encourage high-quality commercial/retail development at the intersection of IH35 and Westinghouse Road, which is seen as the next major node as growth continues to move north from Round Rock. The proposed TIRZ is approximately 595 undeveloped acres along Westinghouse Road between IH35 and FM1460, and includes not only the commercial areas directly behind the Bass Pro Shop, but also proposed residential development adjacent to Teravista.

The intersection at Westinghouse and IH35 is proposed to be a major City job center with offices, mixed use retail, and other related services (including residential) in a campus-style development.

In order to accelerate the development of this area, the City moved forward with proactively building the necessary infrastructure improvements thus, encouraging capital investment. The revenues generated within this TIRZ will then reimburse the City's utility for cost of upfront improvements.

The TIRZ is expected to be in place until December 31, 2044, or when all project costs (not to exceed \$50M) have been reimbursed (including any bonds issued to fund these projects). There are currently 37 different parcels with an assessed value (per 2014) of approximately \$18.5M which will become the "floor" value for the TIRZ. At full build out, the assessed valuation is estimated to exceed \$573M. Estimated project costs are \$48.7M and include sewer, water, electric, and road improvements. A feasibility analysis is included with the ordinance. City staff will be working with developers and other entities to further leverage the TIRZ revenues in order to ensure and expedite construction of the improvements.

### BOARD MEMBERS

Dale Ross	Mayor, Chair
David Morgan	City Manager
Glenn Dishong	City Utility Director
Sofia Nelson	City Planning Director
Buddy Yaeger	GUS Advisory Board Chair
Anna Eby	Councilmember District 1
Bill Connor	GTEC President

ANATOLE APARTMENTS

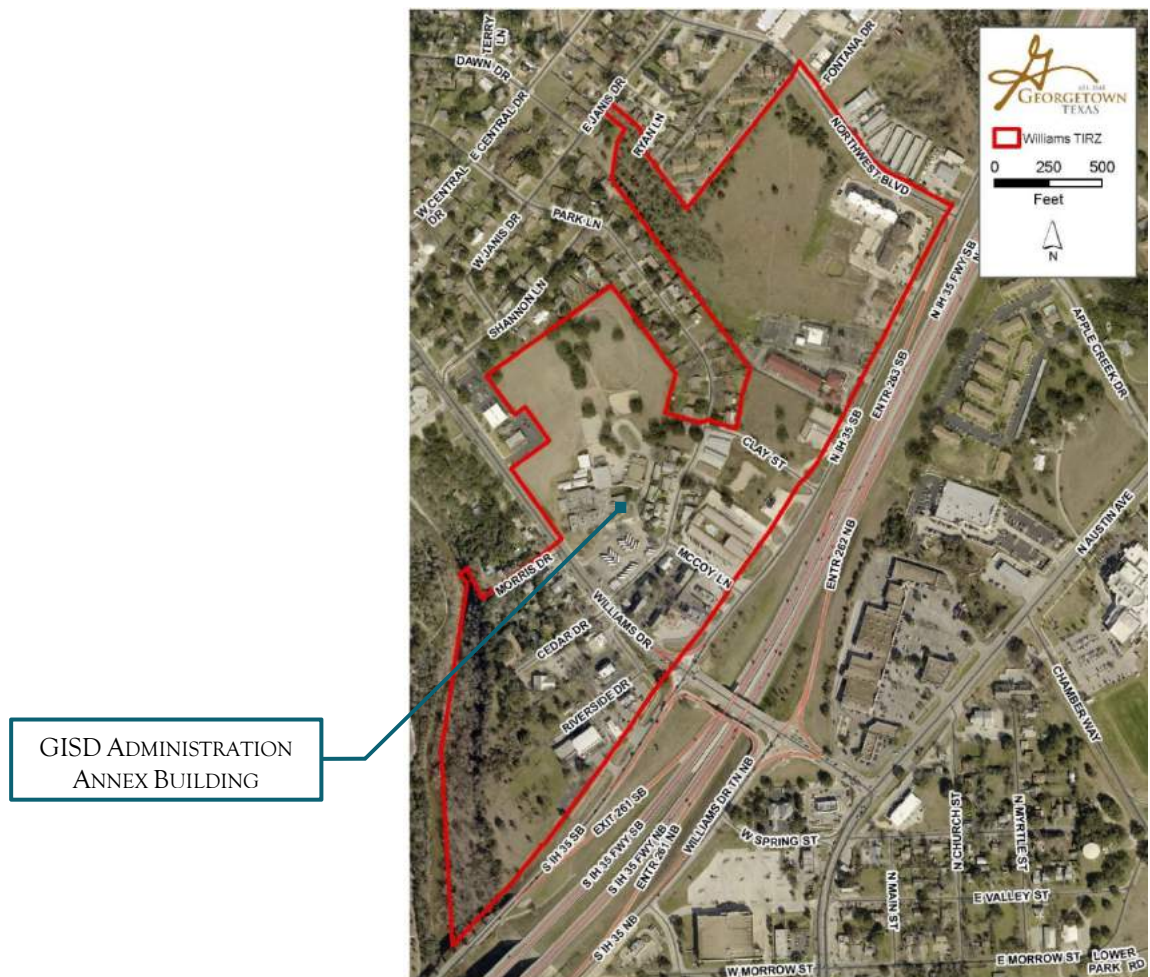


## WILLIAMS DRIVE GATEWAY TAX INCREMENT REINVESTMENT ZONE

Williams Drive Gateway Tax Increment Reinvestment Zone (TIRZ) was created by Ordinance No. 2006-104 and the duration is through December 31, 2031. The TIRZ was created to facilitate a program of public improvements to allow and encourage the development and redevelopment of the Williams Drive Gateway area into a mixed-use, pedestrian oriented environment consistent with the goals of the City's Williams Drive Gateway Redevelopment Plan. Public improvements scheduled for the Zone include, but are not limited to, the construction of: sidewalks, cross walks and pedestrian crossing systems, storm sewers and drainage ponds, sanitary sewers, landscaping, streetscape, fountains, works of art, and street furniture, plazas, squares, pedestrian malls, trails and other public spaces, parking lots and roadways, utility line relocation and installation, water system improvements parks, and outdoor performance spaces, bicycle routes and facilities, public transportation projects, signage, and other related necessary or convenient public improvements.

### BOARD MEMBERS

Dale Ross	Mayor, Chair
David Morgan	City Manager
Steve West	Chief Financial Officer, GISD
Rachael Jonrowe	Councilmember District 6
George Betondo	Property/Restaurant Owner



GISD ADMINISTRATION  
ANNEX BUILDING

## GEORGETOWN ECONOMIC DEVELOPMENT CORPORATION (GEDCO)

### DEPARTMENT DESCRIPTION

The Georgetown Economic Development Corporation considers requests and grants economic development funds as authorized and defined by the Internal Revenue Code of 1986, Section 4A, leading to the creation or retention of primary jobs and/or provision of significant capital investment which benefits the community of Georgetown. Three members are Councilmembers, and four members are citizens at-large.

### MEETING DATE

3<sup>RD</sup> MONDAY OF EACH MONTH AT 3:30PM  
 CITY COUNCIL CHAMBERS, 101 EAST 7<sup>TH</sup> STREET, GEORGETOWN, TEXAS

### BOARD ROSTER

Hugh Brown, President ..... term ends 2/2018  
 Jeffrey Parker, Vice President ..... term ends 2/2017  
 Kevin Kelly, Secretary ..... term ends 2/2018  
 Councilmember Steve Fought ..... term ends 6/2017  
 Councilmember Rachael Jonrowe ..... term ends 6/2017  
 Steve Klein ..... term ends 2/2018  
 Bill Mateja ..... term ends 2/2017

### BOARD LIAISON

Tina Dunbar  
 Administrative Assistant to the Economic Development Director  
 Tina.Dunbar@Georgetown.org  
 (512) 930-3546

### WEBSITE(S)

- <https://government.georgetown.org/georgetown-economic-development-corporation-gedco/>
- <https://invest.georgetown.org/>



	FY2015 Actual	FY2016 Budget	FY2016 Projected	FY2017 Base	FY2017 Changes	FY2017 Budget
<b>Beginning Fund Balance</b>	<b>4,604,917</b>	<b>5,370,479</b>	<b>5,378,901</b>	<b>5,015,684</b>	<b>-</b>	<b>5,015,684</b>

	FY2015 Actual	FY2016 Budget	FY2016 Projected	FY2017 Base	FY2017 Changes	FY2017 Budget
<b>Revenues</b>						
Bond Proceeds	-	3,100,000	3,118,747	-	-	-
Interest and Other	67,664	7,500	69,177	70,721	-	70,721
Sales Tax	1,311,553	1,345,313	1,406,750	1,468,750	-	1,468,750
Transfers	-	-	-	-	-	-
Lease Revenue	46,028	48,000	48,000	48,000	-	48,000
<b>Grand Total</b>	<b>1,425,245</b>	<b>4,500,813</b>	<b>4,642,674</b>	<b>1,587,471</b>	<b>-</b>	<b>1,587,471</b>

	FY2015 Actual	FY2016 Budget	FY2016 Projected	FY2017 Base	FY2017 Changes	FY2017 Budget
<b>Expenses</b>						
Debt Service	-	87,500	18,224	211,463	-	211,463
Operating	285,671	304,000	174,324	298,343	-	298,343
Transfer	99,783	106,694	106,694	115,839	-	115,839
Eco Devo Proj	269,000	9,036,770	4,706,649	5,586,322	24,000	5,610,322
<b>Grand Total</b>	<b>654,454</b>	<b>9,534,964</b>	<b>5,005,891</b>	<b>6,211,967</b>	<b>24,000</b>	<b>6,235,967</b>

	FY2015 Actual	FY2016 Budget	FY2016 Projected	FY2017 Base	FY2017 Changes	FY2017 Budget
<b>Ending Fund Balance</b>	<b>5,375,708</b>	<b>336,328</b>	<b>5,015,684</b>	<b>391,188</b>	<b>(24,000)</b>	<b>367,188</b>
Reserved Rivery Project	1,500,000	-	-	-	-	-
CAFR Adjustment	3,193	-	-	-	-	-
Contingency	343,219	336,328	351,688	367,188	-	367,188
<b>Available Fund Balance</b>	<b>3,529,296</b>	<b>-</b>	<b>4,663,996</b>	<b>24,000</b>	<b>(24,000)</b>	<b>-</b>

## GEORGETOWN TRANSPORTATION ENHANCEMENT CORP. (GTEC)

### DEPARTMENT DESCRIPTION

The purpose of this Sales Tax Corporation is to promote economic and community development within the City and the State of Texas through the payment of costs for streets, roads, drainage, and other related transportation system improvements, including the payment of maintenance and operating expenses associated with such authorized projects.

### MEETING DATE

3<sup>RD</sup> WEDNESDAY OF EACH MONTH AT 3:30PM  
 GEORGETOWN MUNICIPAL COMPLEX, 300-1 INDUSTRIAL AVENUE, GEORGETOWN, TEXAS

### BOARD ROSTER

Tom Crawford, President ..... term ends 2/2017  
 Jay Warren, Vice President ..... term ends 2/2018  
 Joe Pondrom, Secretary ..... term ends 2/2017  
 Councilmember Ty Gipson ..... term ends 6/2017  
 Councilmember John Hesser ..... term ends 6/2017  
 Colin McGahey ..... term ends 2/2018  
 Leo Wood ..... term ends 2/2016

### BOARD LIAISON

Jana Kern  
 Administrative Assistant, Georgetown Utility Systems  
 Jana.Kern@Georgetown.org  
 (512) 931-8473

### WEBSITE

- <https://government.georgetown.org/georgetown-transportation-enhancement-corporation/>





	FY2015 Actual	FY2016 Budget	FY2016 Projected	FY2017 Base	FY2017 Changes	FY2017 Budget
Beginning Fund Balance	13,347,960	8,592,116	8,528,267	5,262,150	-	5,262,150

Revenues	FY2015 Actual	FY2016 Budget	FY2016 Projected	FY2017 Base	FY2017 Changes	FY2017 Budget
Bond Proceeds	7,755,000	17,500,000	11,659,167	1,850,000	-	1,850,000
Grant Revenue	658,985	450,000	450,000	-	-	-
Interest	52,295	15,000	36,000	50,000	-	50,000
Interlocal Agreement	93,960	-	-	2,905,356	-	2,905,356
Misc Revenue	189,672	-	-	-	-	-
Sales Tax	5,246,213	5,381,250	5,625,000	5,875,000	-	5,875,000
Transfer In, SRF	489,915	500,000	500,000	553,201	-	553,201
<b>Grand Total</b>	<b>14,486,039</b>	<b>23,846,250</b>	<b>18,270,167</b>	<b>11,233,557</b>	<b>-</b>	<b>11,233,557</b>

Expenses	FY2015 Actual	FY2016 Budget	FY2016 Projected	FY2017 Base	FY2017 Changes	FY2017 Budget
Admin & Other	343,901	376,132	124,901	330,895	-	330,895
Debt Service	10,305,265	2,572,312	2,638,581	3,414,754	-	3,414,754
New Transportation - Streets	8,656,826	26,333,831	18,772,802	10,818,750	-	10,818,750
<b>Grand Total</b>	<b>19,305,992</b>	<b>29,282,275</b>	<b>21,536,284</b>	<b>14,564,399</b>	<b>-</b>	<b>14,564,399</b>

	FY2015 Actual	FY2016 Budget	FY2016 Projected	FY2017 Base	FY2017 Changes	FY2017 Budget
Ending Fund Balance	8,528,006	3,156,091	5,262,150	1,931,308	-	1,931,308
CAFR Adjustment	260	-	-	-	-	-
Contingency	1,501,000	1,474,063	1,474,063	1,468,750	-	1,468,750
<b>Available Fund Balance</b>	<b>7,027,267</b>	<b>1,682,028</b>	<b>3,788,087</b>	<b>462,558</b>	<b>-</b>	<b>462,558</b>



THIS PAGE INTENTIONALLY LEFT BLANK.